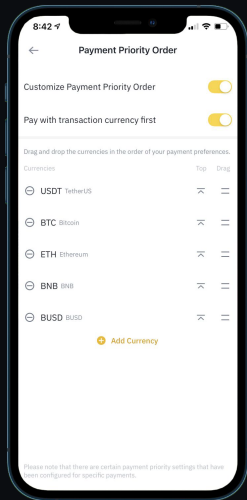




What is Binance Pay?

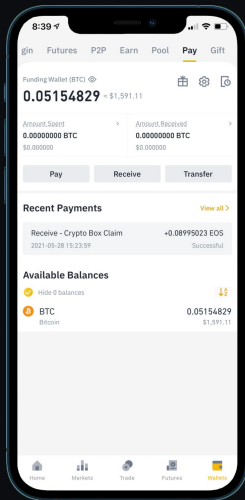


Send crypto to friends, family, and merchants worldwide for free



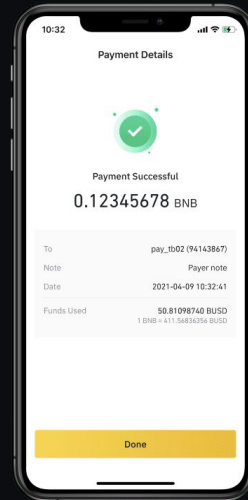
Freedom to choose how you pay

Payment Priority Order lets you choose which cryptocurrencies you want to spend, in the order you prefer.



One crypto wallet to manage all your payments

Access and manage funds for Binance Pay. Manage payments with transaction history.



Instant payments around the world

Say goodbye to unfair fees and charges. Pay, send and receive crypto—all with zero fees.



pay.binance.com

 BINANCE PAY

Crypto payments for your Business

Merchant Solutions



Native Crypto audience for your business

At Binance, we've built a passionate crypto-ready community. Reach more customers online and offline.



Sell with the lowest transaction fees

We grow when you grow. Low transaction fees means more profits for your business.



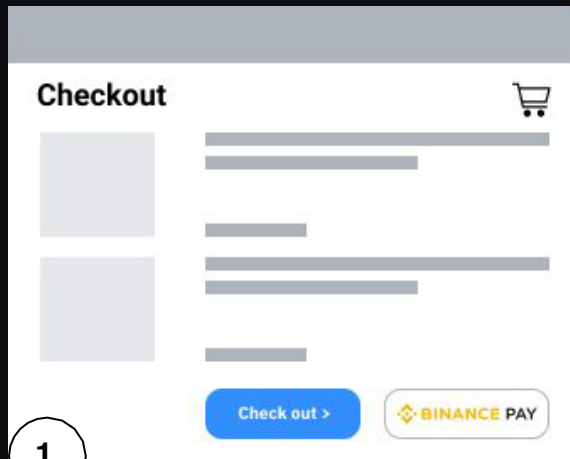
Get paid in stablecoins that are pegged 1:1 with USD or cryptocurrencies

Binance Pay supports over 50 cryptocurrencies and stablecoins, including BUSD.




merchant.binance.com

Binance Pay Mechanism



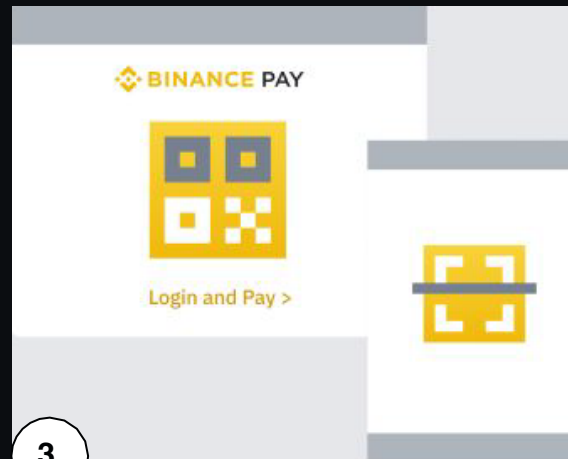
1

Merchants add the “Binance Pay” entry point to their checkout flow.



2

Redirect customers to Binance Checkout page.

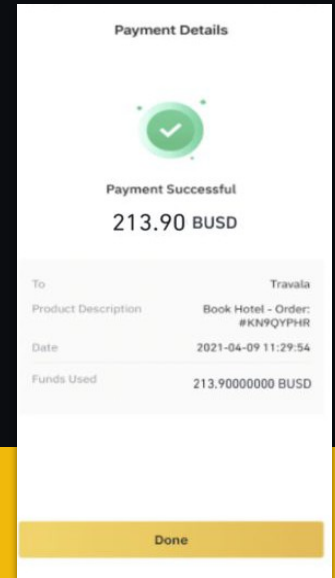
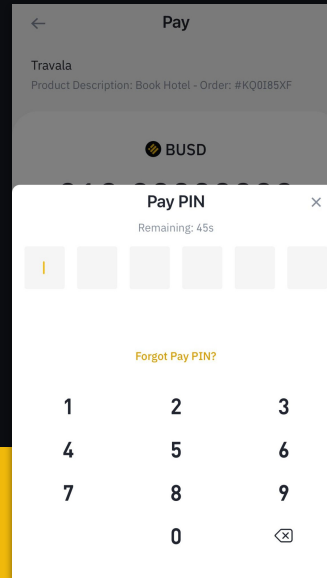
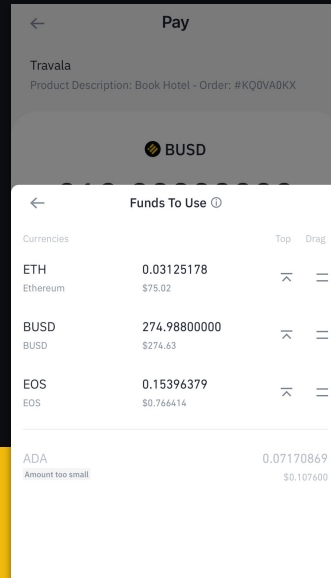
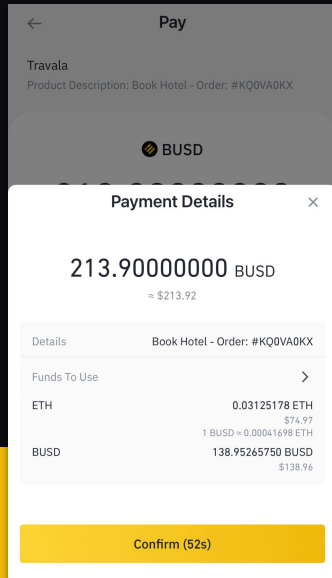
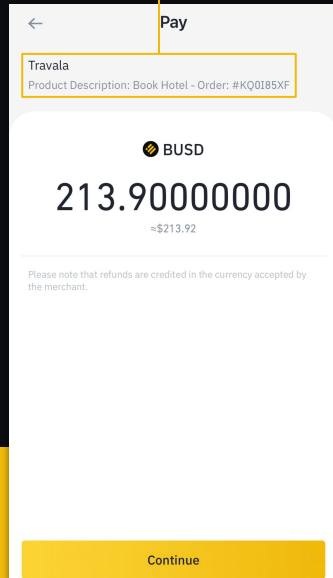


3

Customers can pay via Binance App or Web Checkout.

B2C App Payment Experience

Merchant Name & Product description is displayed



Upon scanning QR Code / triggering SDK

User can pay using 50+ crypto currencies

BUSD gets settled to you

Checkout Flow Experience

Binance Hosted Checkout Page

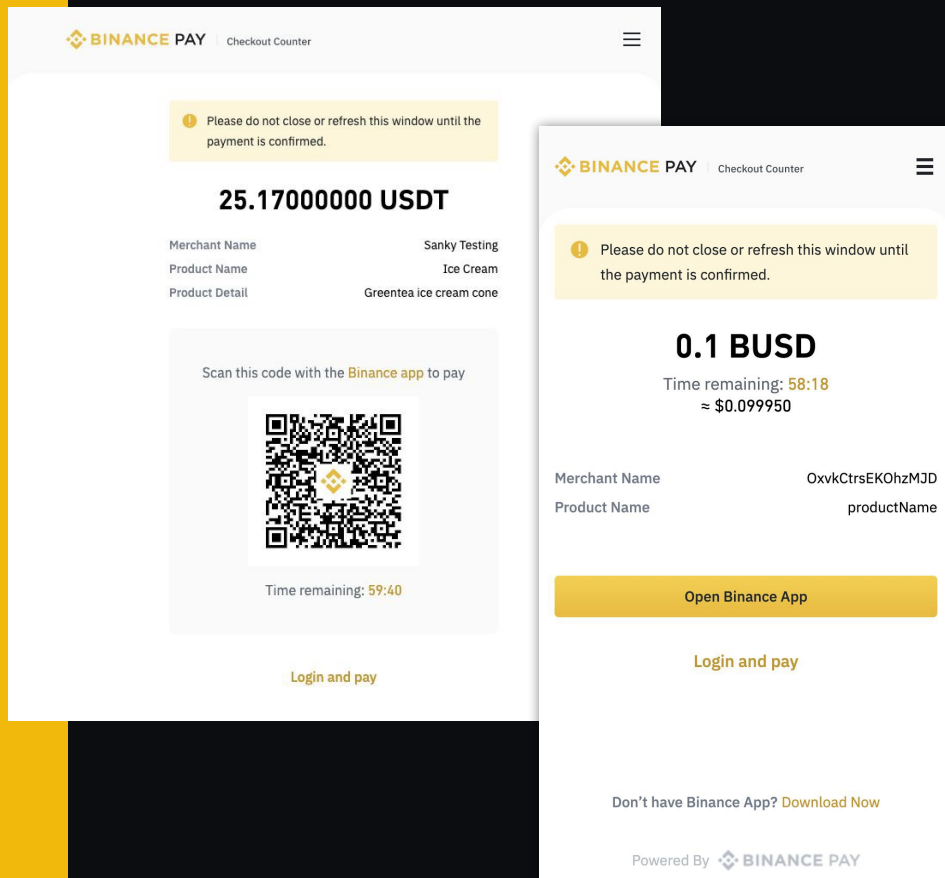
A checkout page hosted by Binance with both APP and Web payment

APP Checkout

QR Code for desktop platform and Payment Button for mobile web/APP


Web Checkout

Customers can login and pay on Web



Checkout Flow Experience

Order details












 Netflix Hong Kong
300.00 HKD

101 121 sats

Total Estimate ⓘ 101 121 sats

Login or Create an account to pay with your account balance, receive rewards, and more!

Choose Payment method


 Bitcoin (BTC) 101 121 sats	 Lightning (BTC) 101 121 sats	 Ether (ETH) ETH
 Binance Pay \$41.84 New	 USDT ERC20 41.84 USDT	 USDT TRC20 41.84 USDT
 Litecoin (LTC) 0.31277764 LTC	 Dogecoin (DOGE) 257.98 DOGE	 Dash (DASH) 0.32938440 DASH
 Mastercard/Visa \$41.84	 Redeem a Balance Card	

Order details

Email address
claudia.c@binance.com [Change](#)


Payment method
Binance Pay [Change](#)

Invoice id
57dfc3ad-125f-4352-bc14-973f5bce4c37

 Netflix Hong Kong
300.00 HKD

\$41.86

Total \$41.86


 Will earn you 1 012 sats in rewards!

[Pay on Binance.com](#)

Payment

29:31

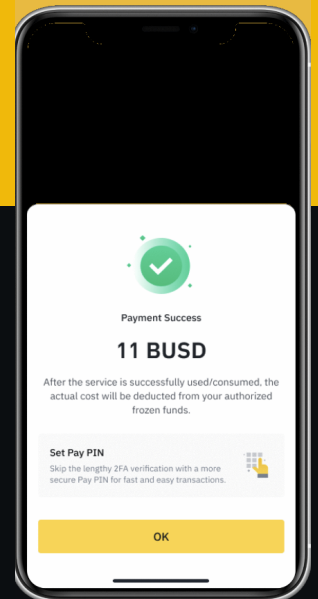
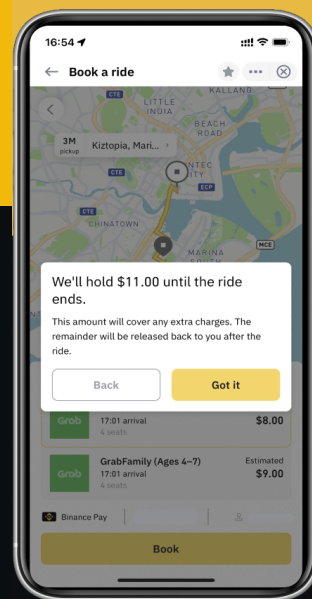
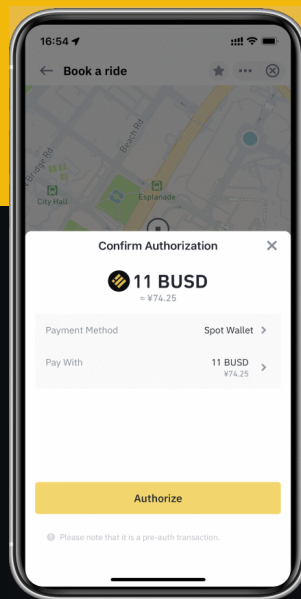
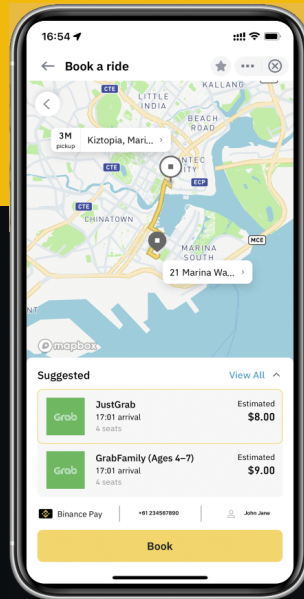
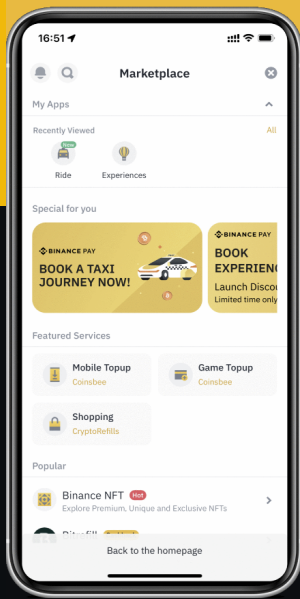
Scan this QR code in the Binance app



[Pay on Binance.com](#)

Use Case: Ride-Hailing (Mini Program)

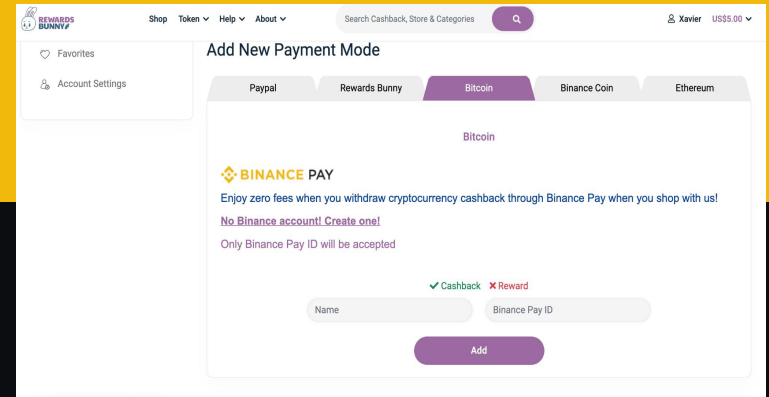
A partnership between  BINANCE PAY & 



Use Case: Crypto reward payout

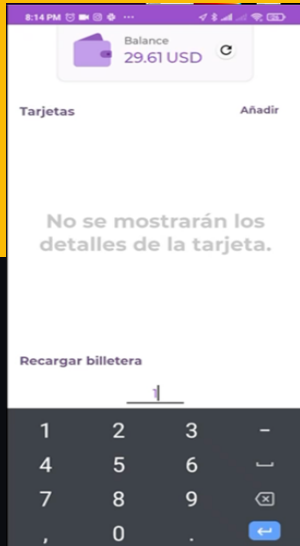


Binance Pay allow disbursement of crypto to RewardsBunny's users

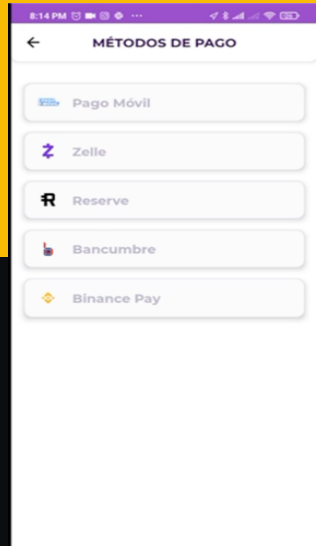


Customers receive crypto cashback via Binance Pay with their loyalty points

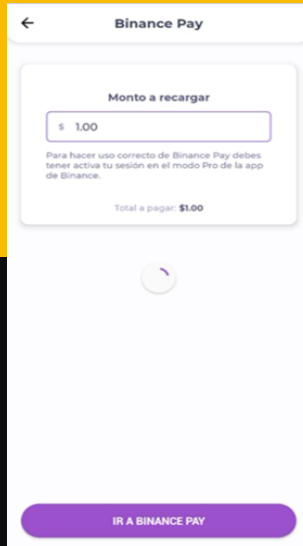
Use Case: Ridehailing Top-up



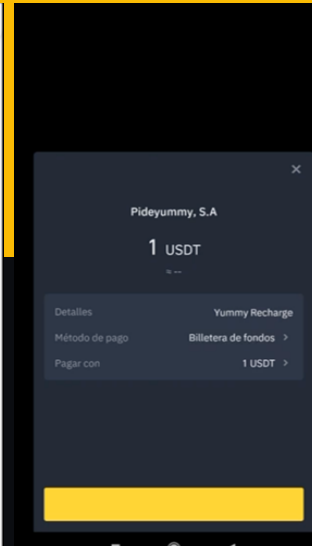
User has 29.61 USD in balance



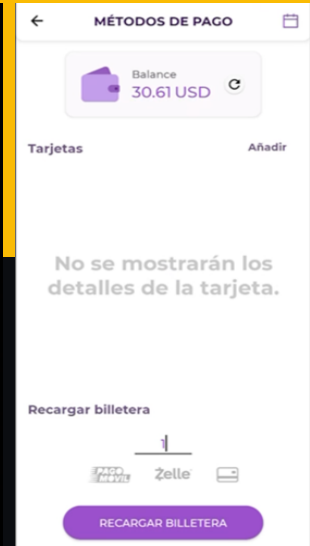
Selects Binance Pay to top-up



Keys in top-up value of 1 USD



Opens up Binance app to pay 1 USDT from Binance Pay wallet



Balance is topped up with 1 USD to 30.61 USD

Use Case: Pre-Sale NFT Partnership with Hertz

Step 1 : Fill in the Purchase Information 第一步：填寫購買資料

Please provide your email address and purchase quantity.
請提供電郵地址及購買數量。

Email Address:
電郵地址: johndoe@example.com

Purchase Quantity:
購買數量: 1

Subtotal :
總價錢: **HK \$ 3,400**

I have read, understood, and accepted the [Terms and Conditions](#).
我已細閱、明白及同意 [服務條款](#)。

Step 2 : Connect your Wallet for Receiving Hertz NFT Airdrop 第二步：連結錢包接收空投Hertz NFT

Please select your preferencing Wallet for receiving Hertz NFT Airdrop.
請選擇用作接收空投Hertz NFT 的錢包。



Connect Trust Wallet
連結 Trust Wallet 錢包

[Trust Wallet download and set up guide](#)

Trust Wallet 下載及設置教學

Or

或



Connect MetaMask
連結 MetaMask 錢包

Step 3 : Proceed to Binance Pay for Payment 第三步：前往Binance Pay付款

Please click below link to proceed to Binance Pay for Payment.
點擊以下連結前往Binance Pay付款。



Proceed to Binance Pay
前往Binance Pay

Make sure you [Understand the Risks](#) before paying.
請確保您在付款前了解風險。

If you are not familiar with Binance, please click the link below:

如果您不懂得使用Binance，請點擊前往以下連結：

[How To Use Binance](#)

如何使用Binance

If you do not have a Binance Pay account, please visit below link for registration.

如果您未有Binance Pay帳戶，請先前往註冊：

[Click here to register for a Binance Pay account](#)

按此註冊Binance Pay帳戶

Step 4 : Payment Successfully Processed and Receiving a Confirmation Email 第四步：成功付款並獲得電郵確認

All customers who have successfully purchased will receive a confirmation email from hertzcity.io and the related Hertz NFT airdrop within 24 hours after the cut-off time of the day: 23:59:59 (Hong Kong time).

所有成功購買之客戶將會在當日截數時間：23:59:59(香港時間)後24小時內收到由hertzcity.io發出的確認電郵，及相關Hertz NFT空投。



Preemptive purchase of Hertz (highly successful canto-pop Hong Kong Singer) NFT is available through Binance Pay on a first-come-first-served basis

Binance Pay Payment Products



Payment APIs

Have full control of your checkout experience by building directly with our Binance Pay Payment APIs.



Checkout Page

Use our Binance-hosted checkout page for a seamless customer experience.



App SDK

Create a seamless checkout experience on your app using Binance Pay SDK for iOS and Android.



Payment Links

Create a payment link in seconds and share the link with your customers. No coding required.



Payout

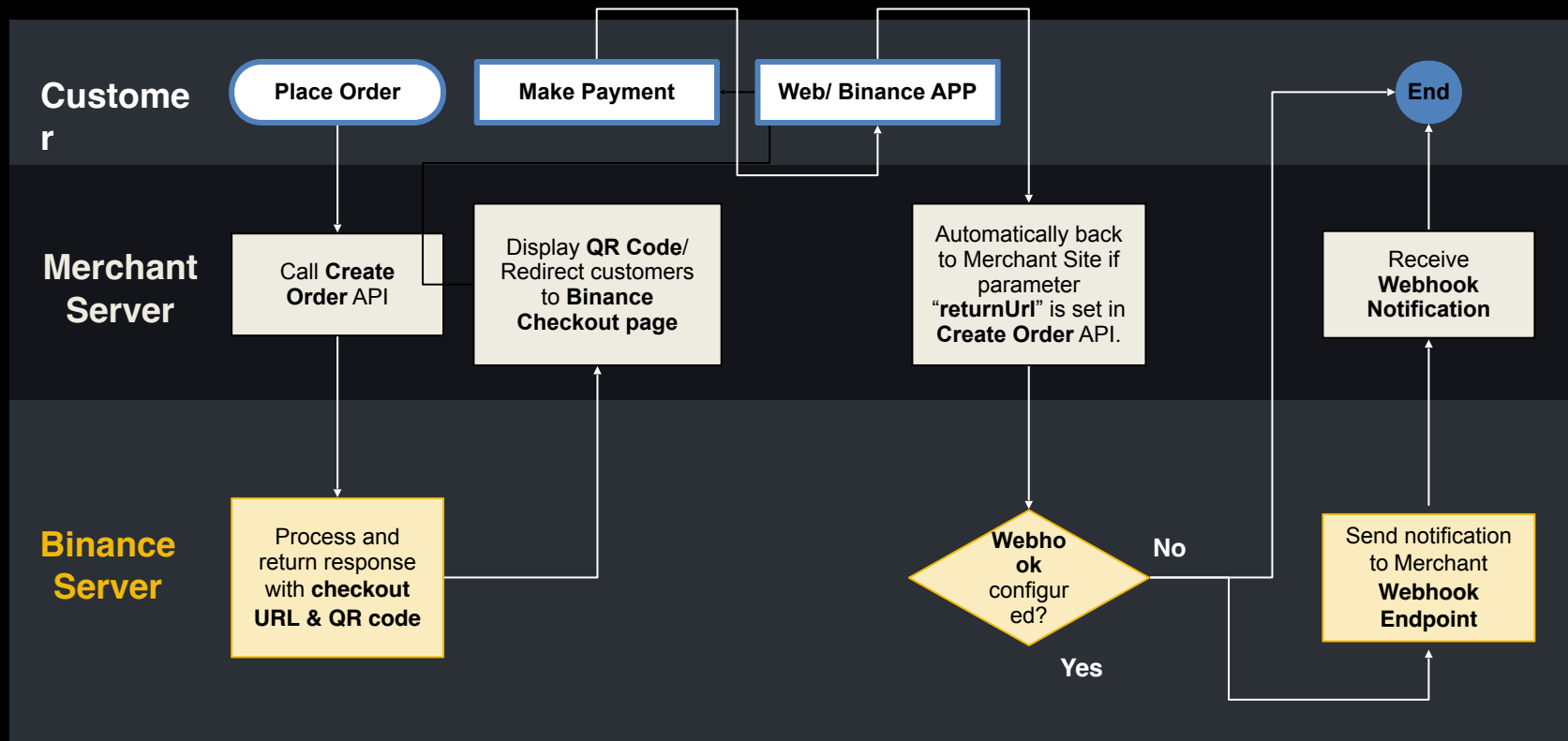
Payout crypto to anyone with ease.



Mini Programs

Host your business directly within the Binance App, leverage millions of users worldwide, and gain exposure to the most passionate crypto community in the world.

API Flow Chart



1. Direct Integration

Great for:

- Merchants with technical expertise in the usage of APIs
- Merchants who wish to gain access to the latest features and be in control of the development timelines
- Merchants who want to use Payment Links

